



Guidelines of Handling & Storage

Galvanized Steel Sheets
Pre-Painted Galvanized Steel Sheets "SHINKO"

"UNICOIL" Products are Manufactured According to the Highest International Quality Standards Practiced in the Metal Coating Industry & of an Ideal Packaging

To protect UNICOIL's products of Pre-Painted Galvanized Steel Sheets "SHINKO" from any damages or scratches or deformations due to Storage weathering conditions the following guidelines must be considered:

- ⦿ **Avoid storing Galvanized Steel Sheets in open areas without sheds.**
- ⦿ **Galvanized Steel Sheets and Pre-Painted Galvanized Steel Sheets must be stored on wooden pallets on flatten ground and in dry and well ventilated areas.**
- ⦿ **It is possible to store Galvanized Steel Sheets and Pre-Painted Galvanized Steel Sheets bundles on top of each other considering smaller bundles on top of bigger ones and not vice versa.**
- ⦿ **While handling a single Pre-Painted Galvanized Steel Sheet, please up-left the sheet from both sides at a time and not from one side to avoid pending or any unexpected damages to the sheet.**
- ⦿ **If the product is not for immediate use, cover the product properly to protect it from heat and humidity.**

★ Guidelines Issued by UNICOIL are Considered as Measurable Parameters of Best Handling & Storage of UNICOIL Products ★



منتجات سعودية نوعية من لفائف وصفائح الحديد المطبوعة
Saudi Quality Coated Steel Coils & Sheets

Tel : 013 358 8400
unicoil@unicoil.com.sa
www.unicoil.com.sa

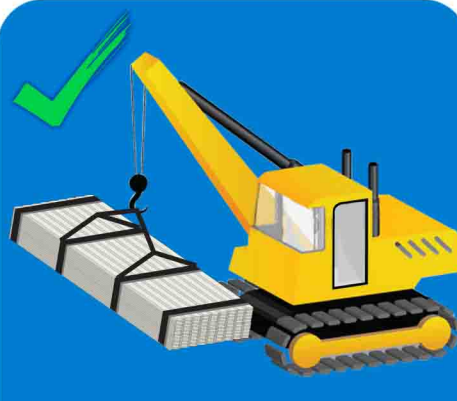


Guidelines of Handling & Storage

Galvanized Steel Sheets & Pre-Painted Galvanized Steel Sheets "SHINKO"



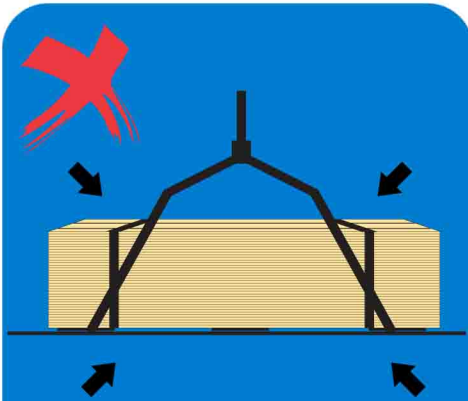
Do not use single point support for lifting panel bundles



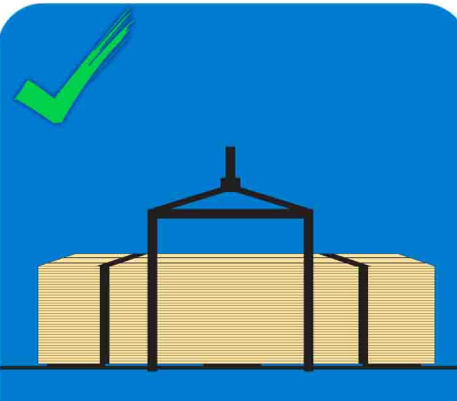
Use belts
Not chains or steel wire rope



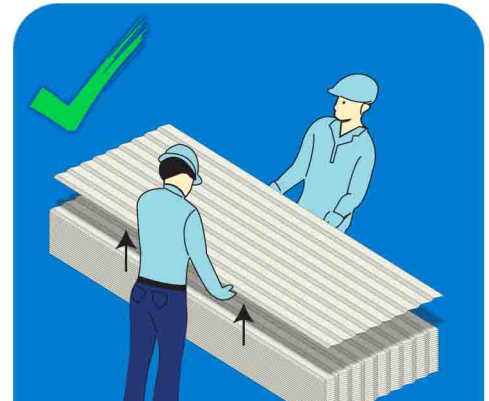
Handling panel bundles up to 6.0mtr long



Do not choke material to avoid damages
Do not tie the belt on obtuse angles



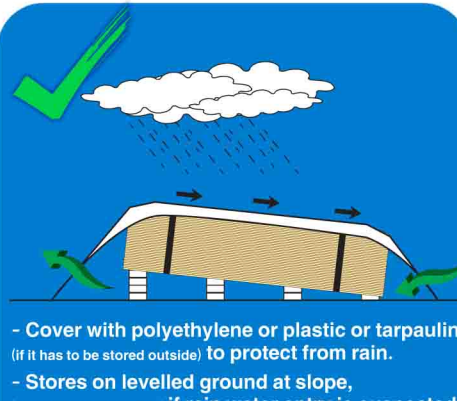
Use Steel beam to lift panel bundles over 6.0mtr long



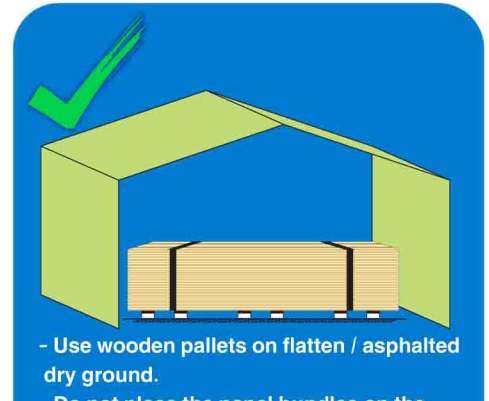
Lift panel from both sides



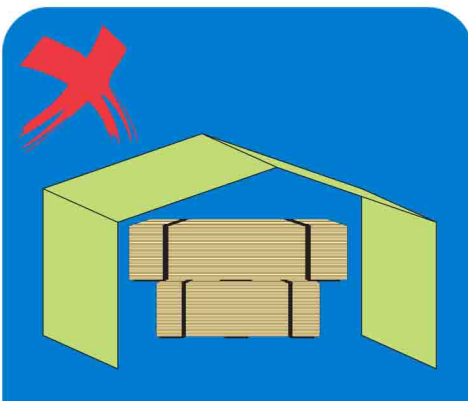
- Do not lift panel from one side.
- Do not slide panels against each other.



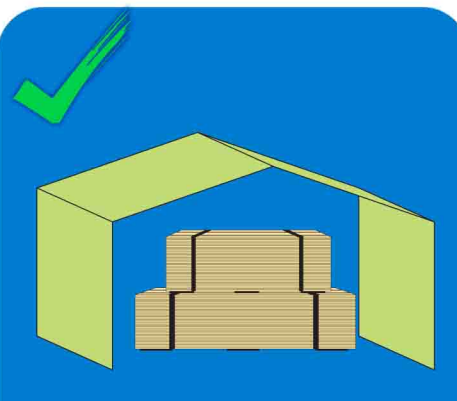
- Cover with polyethylene or plastic or tarpaulin (if it has to be stored outside) to protect from rain.
- Stores on levelled ground at slope, (as quickly as possible) if rain water entry is suspected.
- Separate the panels from wet bundle (as quickly as possible) Wipe dry and use.



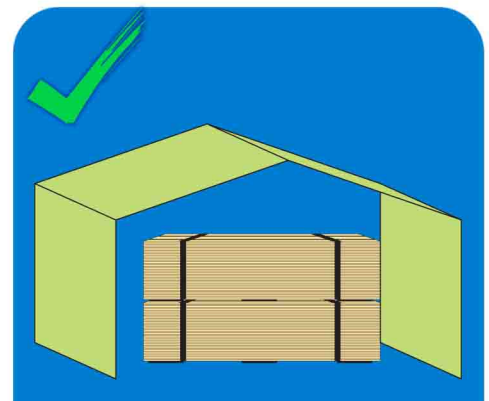
- Use wooden pallets on flatten / asphalted dry ground.
- Do not place the panel bundles on the sand or soil.
- Store in covered area.



Do not stack longer bundles over shorter bundles



Stack shorter bundles over longer bundles



Wooden spacers must be aligned